



Welcome Guide

E-SMART W960

Wireless Thermostat





Table of Contents

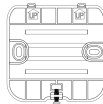
In the Box	01
E-smart thermostat	02
E-smart controller	03
Ready for setup	04
Support	05



In the Box



Thermostat display unit



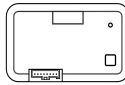
Wall plate



Wall mount screws & Anchors



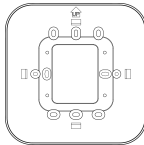
AAA alkaline batteries x 4




Controller



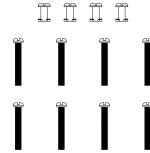
Wire harness



Universal deco plate



Deco plate cover



T locks & junction box screws

Needed But Not Supplied:



USB-C Cable



Micro-USB/USB-C Adapter



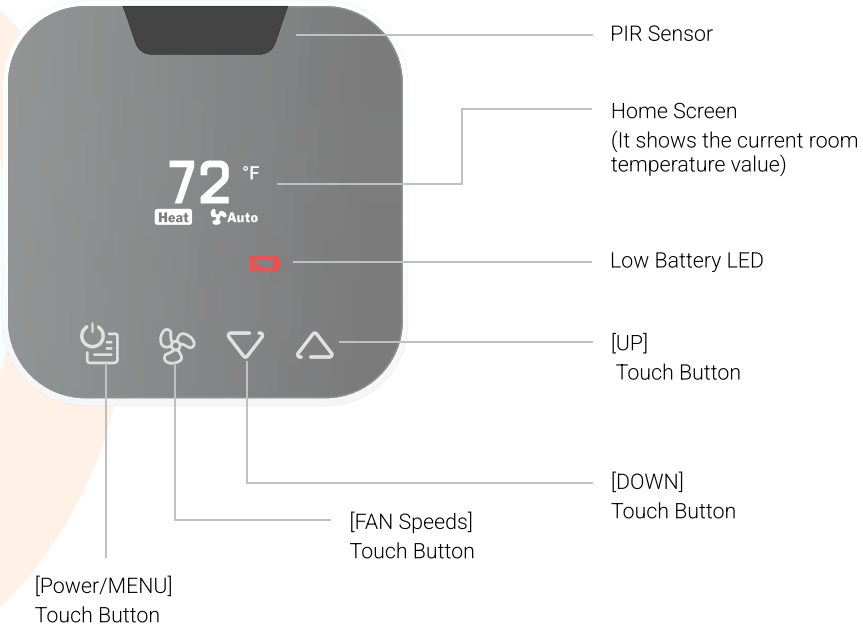
Android Smartphone/Tablet

- Dependent on your Android device's connection
- With USB-C connectors on both ends
- Ideal for syncing, and transferring data between USB-C devices

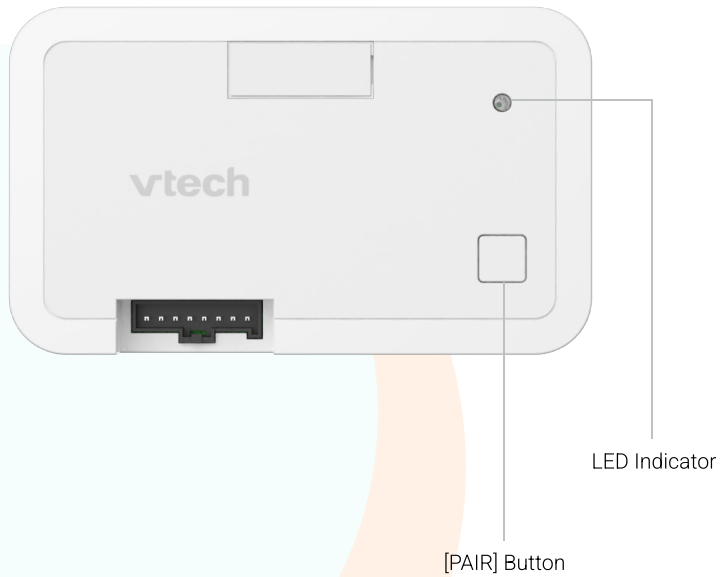
- Dependent on your Android device's connection
- Support OTG function
- Convert Micro-USB to Type-C

- Android 8.0 or higher

E-SMART THERMOSTAT



E-SMART CONTROLLER



READY FOR SETUP

Scan QR for Android EC Tool App and Documentation



EC Tool App (Android Required):
Configure your thermostat with the app



Manual: E-SMART Configuration Tool



Manual: Quick Installation Guide



Manual: Thermostat and Controller Operation



Manual: Controller Wiring Set Up



support@vtechhotelphones.com



Specifications are subject to change without notice.
Copyright © 2023
VTech Communications, Inc.
All rights reserved. 05/08.
W960_welcome_2023.05.08